

911 ADDRESS INSTRUCTIONS

IT IS REQUESTED THAT THE 911 ADDRESS FOR THE HOUSE YOU HAVE UNDER CONSTRUCTION BE POSTED AS SOON AS POSSIBLE. PLEASE FIND ATTACHED THE NOTIFICATION SHEET WITH THE ADDRESS ASSIGNED.

HOW TO DISPLAY TEMPORARY ADDRESS NUMBERS

CONSTRUCTION SITES ARE PRONE TO ACCIDENTS AND IN CASE OF AN EMERGENCY THE 911 NUMBER WOULD HELP EMERGENCY PERSONNEL LOCATE THE CONSTRUCTION SITE IN A MORE TIMELY MANNER. FAILURE TO POST THE ADDRESS AT THE END OF THE DRIVEWAY COULD CAUSE SIGNIFICANT DELAYS IN RESPONSE TIME IN CASE OF AN EMERGENCY.

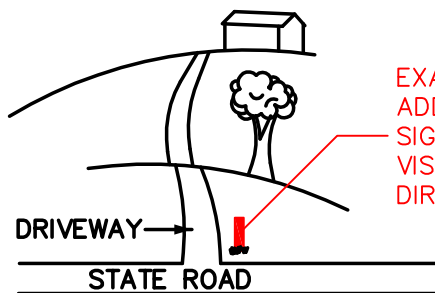
TEMPORARY ADDRESSES CAN BE POSTED UNTIL THE SITE WORK IS COMPLETE AND A PERMANENT MARKER CAN BE BE INSTALLED. THE ADDRESS NUMBERS SHOULD BE AT LEAST 3 INCHES HIGH AND EASILY READ AT NIGHT. NUMBERS SHOULD HAVE A HIGH CONTRAST TO THE BACKGROUND COLOR. TEMPORARY ADDRESSES CAN BE PAINTED ON SCRAP PIECES OF LUMBER AS LONG AS IT IS LEGABLE AND MEETS THE ABOVE STANDARDS. THE ADDRESS SHOULD BE POSTED AT THE DRIVEWAY ENTRANCE WHERE IT MEETS THE MAIN ROAD. IF THE SITE SHARES A DRIVEWAY PLACE THE ADDRESS WHERE THE DRIVEWAY SPLITS WITH AN ARROW POINTING TOWARD THE SITE.

HOW TO DISPLAY PERMANENT ADDRESS NUMBERS

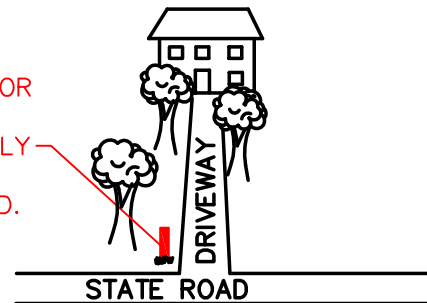
SO THEY CAN BE SEEN AT NIGHT BY EMERGENCY PERSONNEL COMING FROM ANY DIRECTION.

THIS ADDRESS IS NOT ONLY FOR MAILING PURPOSES BUT IS ALSO FOR EMERGENCY 911 LOCATION PURPOSES!!!

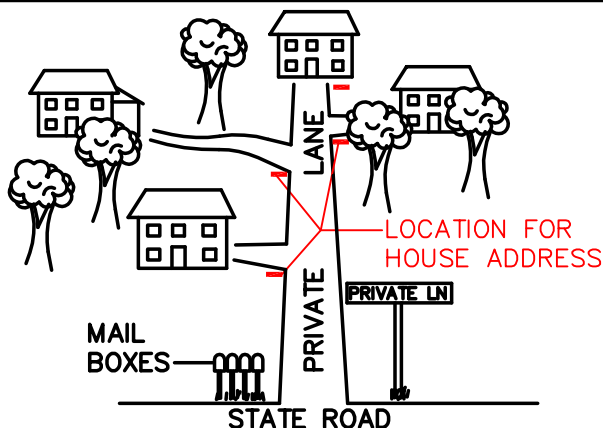
THE NUMBERS YOU PURCHASE TO DISPLAY SHOULD BE AT LEAST 3 INCHES AND MUST HAVE HIGH CONTRAST FROM BACKGROUND COLOR SO THEY CAN BE READ AT NIGHT



EXAMPLE LOCATION FOR ADDRESS SIGN. SIGN MUST BE CLEARLY VISIBLE FROM EACH DIRECTION ON A ROAD.



YOUR HOUSE NUMBERS MUST BE DISPLAYED AT THE END OF YOUR DRIVEWAY (AS WELL AS YOUR MAILBOX). YOU MAY PUT THE NUMBERS ONLY ON YOUR MAILBOX IF THE MAILBOX CLEARLY GOES TO YOUR DRIVEWAY OR HOUSE. THE NUMBERS MUST BE VISIBLE ON BOTH SIDES OF THE MAILBOX. IF YOUR ADDRESS IS POSTED ON A SEPARATE SIGN IT IS NECESSARY THAT IT FACES EACH DIRECTION ON A ROAD.



IF YOUR HOUSE IS ON A PRIVATE LANE YOU NEED TO POST YOUR NUMBERS AT THE END OF YOUR DRIVEWAY WHERE IT MEETS THE PRIVATE LANE. DO NOT POST YOUR NUMBERS WHERE THE LANE MEETS THE STATE ROAD. EMERGENCY PERSONNEL NEED TO BE ABLE TO IDENTIFY WHICH ADDRESS GOES TO EACH HOUSE WHEN THEY TURN ONTO THE LANE.

IF YOU HAVE ANY QUESTIONS CALL (540) 727-3404